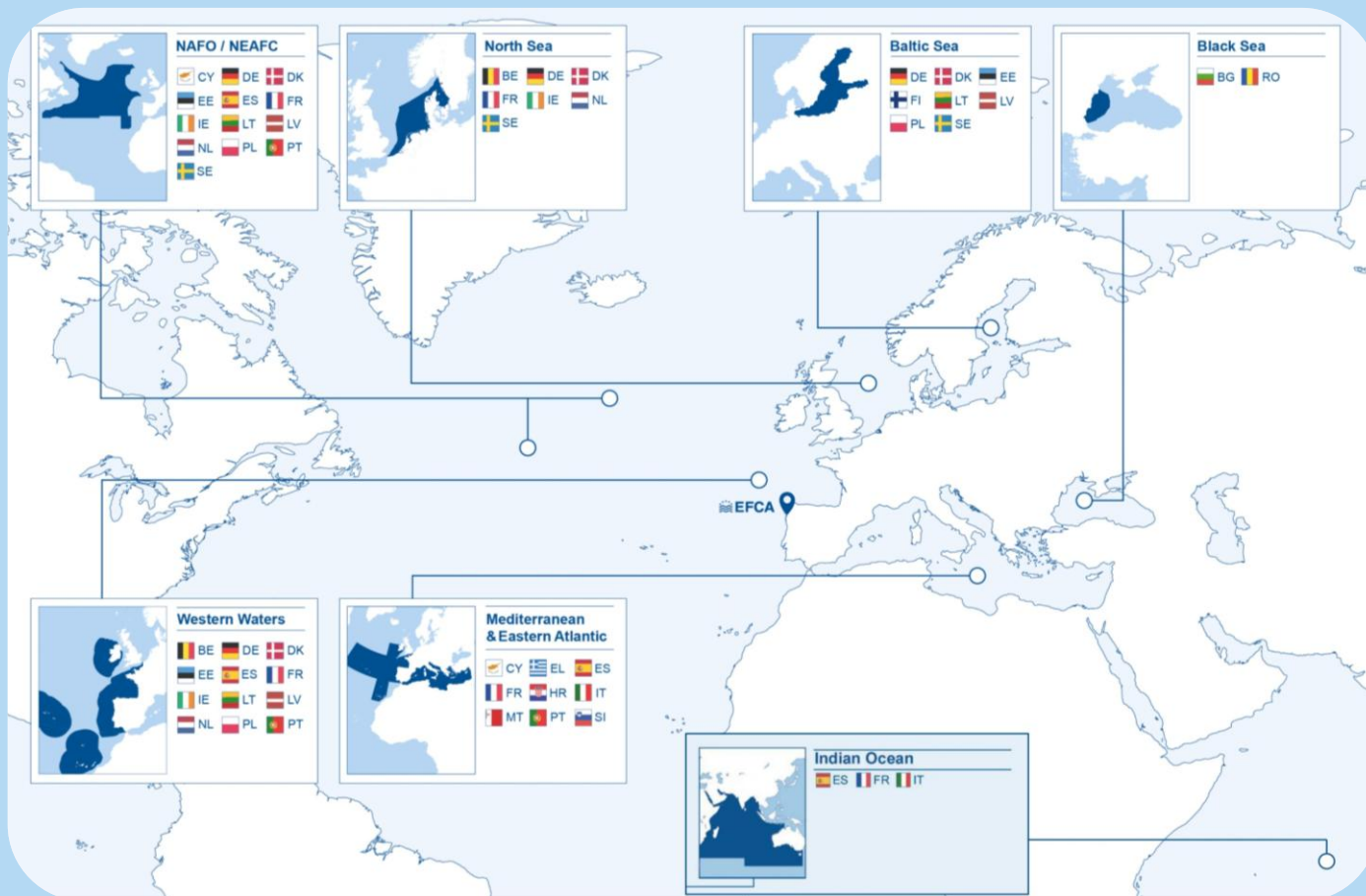


Mediterranean JDP

Update on the 2025 BFT campaign

MEDAC – 25 November 2025





Operational Coordination

Joint Deployment Plans 2025

2024 annual results

45 734

EFCA-coordinated
inspections



4 823

Suspected
infringements

MSC 3 PERIOD, AREA, PARTICIPANTS, FLEET SEGMENTS

Area & MS



Period

May

S	M	T	W	T	F	S
				1	2	3
4	5	6	7	8	9	10
11	12	13	14	15	16	17
18	19	20	21	22	23	24
25	26	27	28	29	30	31

June

S	M	T	W	T	F	S
1	2	3	4	5	6	7
8	9	10	11	12	13	14
15	16	17	18	19	20	21
22	23	24	25	26	27	28
29	30					

July

S	M	T	W	T	F	S
		1	2	3	4	5
6	7	8	9	10	11	12
13	14	15	16	17	18	19
20	21	22	23	24	25	26
27	28	29	30	31		

Fleet segments

MED04: BFT PS (including auxiliary, support, towing vessels, and farms)

MED08: BFT Traps

MED06: Liners (Mediterranean Sea)

MED07: Driftnetters

ATL01: Pelagic trawlers (East. Atlantic)

MED11: Recreational (Eastern Alt. and Mediterranean)

Other fleet segments potentially engaged in by-catches of BFT and other highly migratory species (i.e. M-SWO and M-ALB).

Briefings

TYPE	PERIOD
KICK-OFF	21/05/2025
Daily OB	FROM 22/05/2025 TO 04/07/2025
Weekly OB	FROM 05/07/2025 TO 22/07/2025
DEBRIEFING	06/08/2025

COORDINATION CENTER



GENERAL INFORMATION FOR PS, JFOs, FARMs AND TRAPs

EU	CYP	ESP	FRA	HRV	ITA	MLT	PRT	TOTAL
Number of PS	1	6	21	3	19	2		52
Total number of active Traps		5			2		2	9
Number of active Farms		6		4	0	5	2	17

non-EU	TUR	LYB	DZA	EGY	TUN	ALB	MOR	TOTAL
Number of PS	36	15	39	2	59	2	5	158
Number of active Farms	6		1		4	1		12
Number active Traps							18	18

GENERAL INFORMATION FOR PS, JFOs, FARMs AND TRAPs

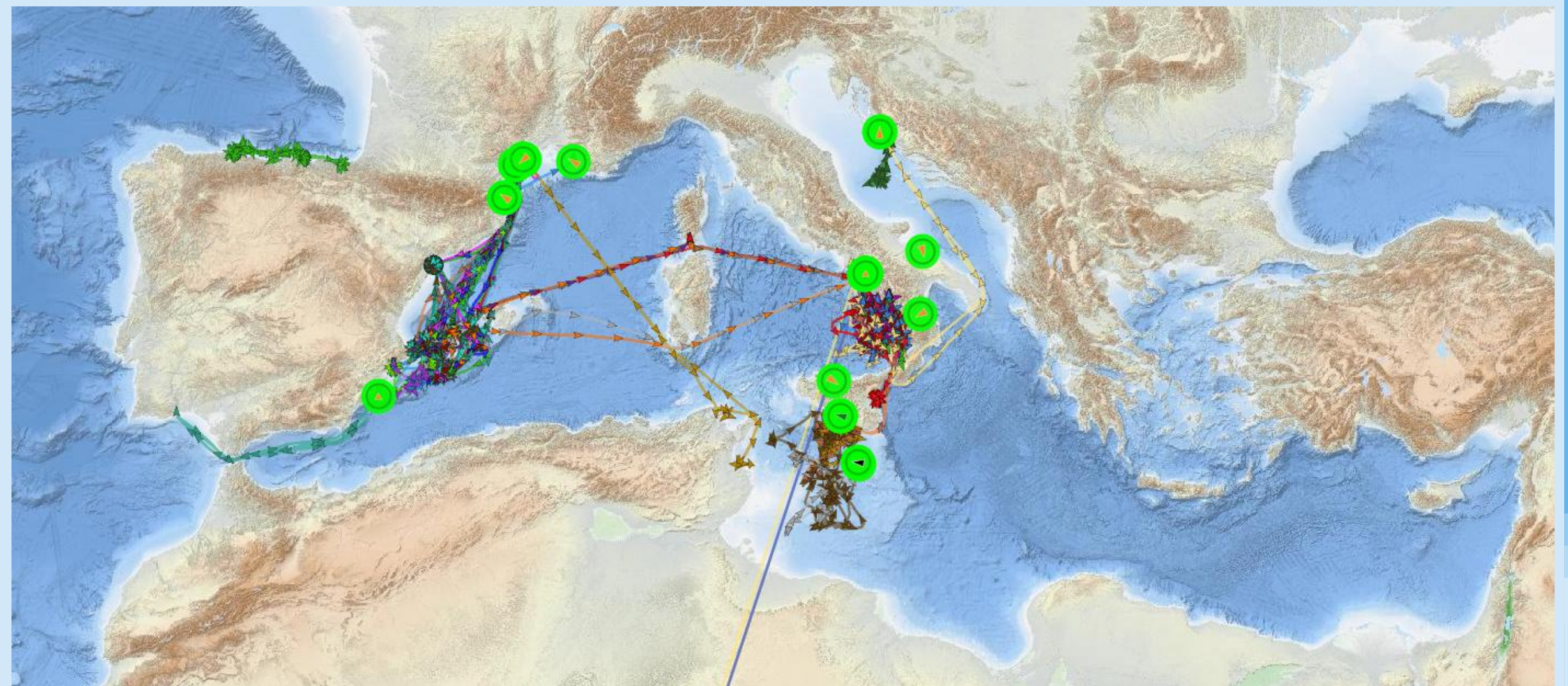
EU JFO/PS

EU-JFO	EU PSs	DESTINATION FARMS
2025-015	4 FRA	2 MLT (AJD, MML)
2025-016	2 FRA	1 MLT (MMF)
2025-017	3 FRA	4 ESP (TG, 2-CM, PM)
2025-018	3 ESP, 8 FRA, 2 ITA	3 ESP (Balfego)
2025-019	2 ESP, 4 FRA	4 ESP (TG, 2-CM, PM)
2025-020	4 ITA, 1 ESP, 1 CYP	4 ESP (TG, 2-CM, PM)
2025-021	6 ITA, 2 HRV	4 HRV (JT, Sardina, TK, Pelagos), 2 MLT (AJD, MML)
2025-026	4 ITA, 1 CYP, 1 ESP	1 MLT (FF)
2025-027	2 ITA, 1 MLT	1 MLT (MMF)
HRV-NOA	1 HRV	1 HRV (JT)
ESP-NUEVO PANCHILLET	1 ESP	1 ESP (PM)
9JFO+2PS	52 PSs	13 EU farms (4 MLT, 5 ESP, 4 HRV)

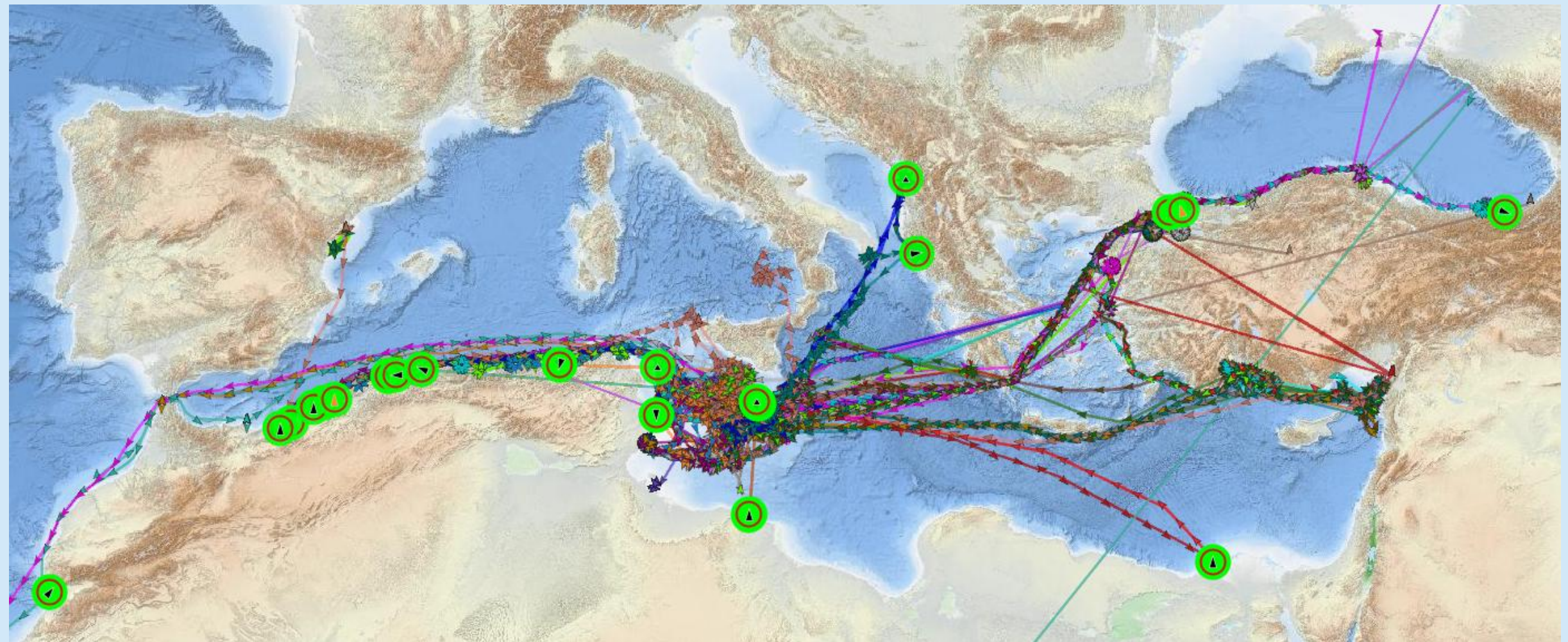
NON-EU JFO/PS

NON-EU-JFO	NON-EU-PSs	DESTINATION FARMS
2025-001	3 MOR	2 TUR (1 Akua Group OBP, 1 AK-tuna OBP)
2025-002	2 MOR	1 MLT (MB)
2025-003	7 TUR	1 TUR (KILIÇ OBP)
2025-004	11 TUR	2 TUR (1 Akua Group OBP, 1 AK-tuna OBP)
2025-005	12 TUR	2 TUR (1 Sagun TF, 1 Sagun OBP) 1 TUN (Sagun-Doussus)
2025-006	6 TUR	1 TUR (BASARANLAR OBP)
2025-007	6 DZA	1 TUN (TT), 1 MLT (MB)
2025-008	7 DZA	1 DZA (Soufi tuna), 1 TUN (TT), 1 MLT (MB)
2025-009	10 DZA	1 TUN (TT), 1 MLT (MB)
2025-010	4 DZA	2 TUR (1 Sagun TF, 1 Sagun OBP) 1 TUN (Sagun-Doussus)
2025-011	4 DZA	1 MLT(FF)
2025-012	8 DZA	1 MLT(FF)
2025-013	2 EGY, 12 LYB	2 TUN (VMT, TFT), 1 HRV (KT), 1 MLT (AJD)
2025-014	3 LYB	2 TUR (1 Sagun TF, 1 Sagun OBP) 1 TUN (Sagun-Doussus)
2025-022	6 TUN	1 MLT(FF)
2025-023	8 TUN	1 TUN (TFT), 1 MLT (MFF)
2025-024	34 TUN	1 TUN (TT), 1 MLT (MB)
2025-025	11 TUN	1 TUN (VMT), 1 MLT (MFF)
2025-028	2 ALB	1 ALB (Rozafa)
19 JFOs	158 PSs	5 EU (1 HRV, 4 MLT), 12 non-EU (6 TUR, 4 TUN, 1 DZA, 1 ALB)

EU PS QUOTA AND FISHING ACTIVITIES



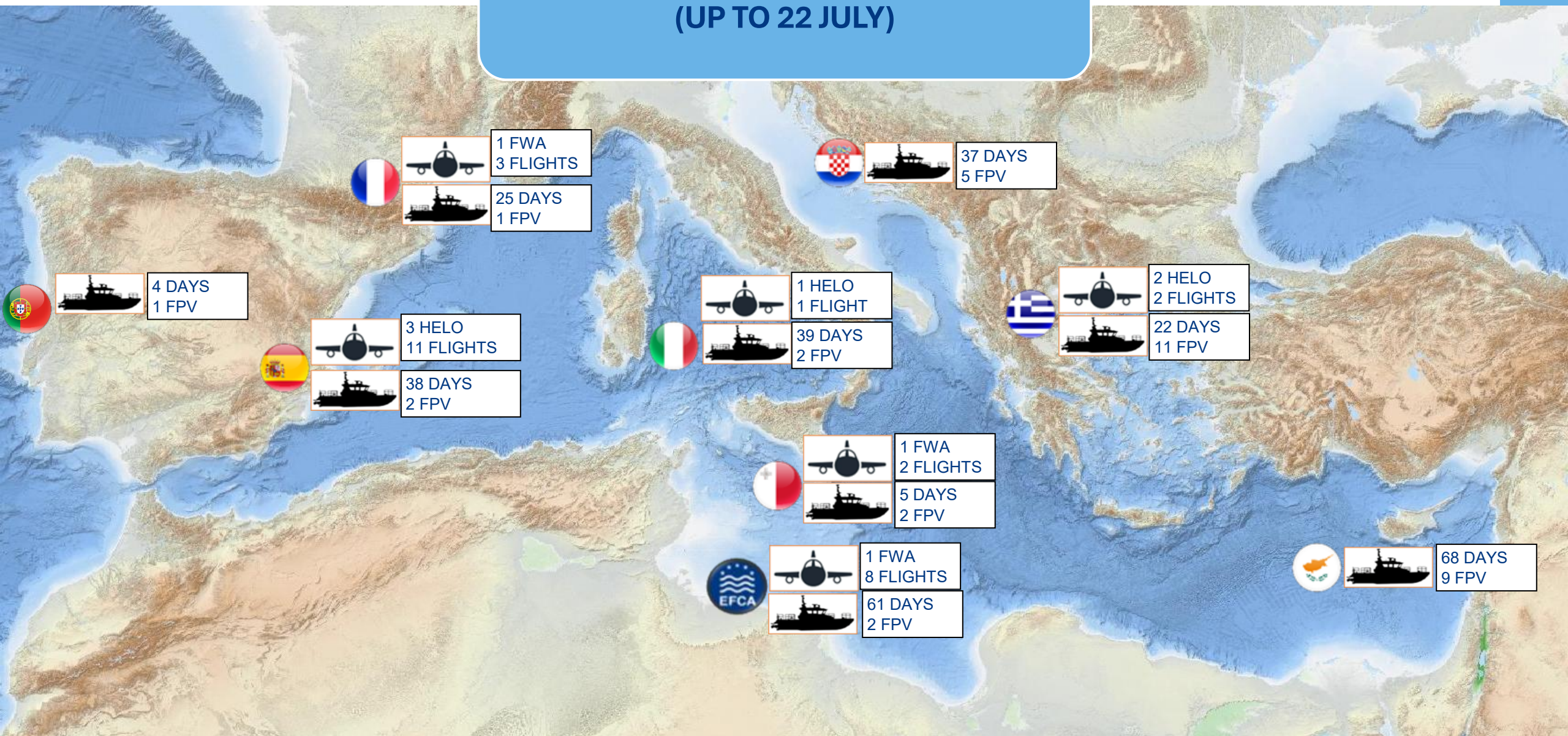
NON-EU PS



TOTAL ACTIVITIES (MAIN OUTCOMES UP TO 22 JULY)

TOTAL ACTIVITIES AT SEA EU BFT	TOTAL
No of catches	85
No. of releases before first transfer	1
No. of first transfers	84
No. of voluntary transfer	8
No. of investigations	13
No. of control transfers	6
No. of releases at sea	0
Quantity released in number	0
Quantity released in kg	0

DEPLOYMENT OF MEANS (UP TO 22 JULY)



JOINT ACTIVITIES (EXCHANGE OF INSPECTORS)

MS HOST+GUEST	SEA/LAND
GRC + CYP	SEA/LAND
ESP + FRA	FARMS
MLT + FRA	FARMS
COOPERATION WITH 3 RD COUNTRIES	
MS HOST+GUEST	SEA/LAND
EFCA + TUR	SEA
MLT + TUN	FARMS



EFCA's OPV	
MS	No. Inspectors/days
CYP	16 / 174
GRC	
FRA	
ESP	
HRV	
ITA	
MLT	
PRT	

CUMULATIVE CONTROL ACTIVITIES (UP TO 22 JULY)

EU CONTROL ACTIVITIES	AIR/SEA	LAND	TOTAL
Number of Sightings	325	//	325
Number of inspections	781	1998	2779
No. of insp. with at least 1 PNC	66	120	186
Total number of PNC	98	137	235

MSC3 period - 87 ICCAT IRs (21 with PNC) received – 8 ICCAT SRs (all with PNC) received.

CUMULATIVE CONTROL ACTIVITIES HMS PNCs (UP TO 22 JULY)

Out of the 235 PNCs detected, 179 resulted related to HMS (BFT, SWO, ALB) as described below:

Misreporting and misrecording	
Exceeding the margin of tolerance of BFT transferred	6
Exceeding the margin of tolerance of BFT/M SWO landed	3
PNO HMS	4
Misrecording TOW daily logbook	4
Misrecording BFT towing mortality report	0
Absence of ITD copies	1
Misrecording of ITD	8
Misrecording ERS F/V targeting HMS	13
Total	39

BFT transfer video	
BFT transfer video not compliant with Annex VIII	7
Absence of video transfers copies	4
Total	11

Recreational fisheries	
BFT RG without authorization	3
RG illegal gear for HMS	1
RG BFT below MCRS	0
RG PNO	9
Total	13

VMS/AIS	
Lack of VMS transmission/reception	7
Lack of AIS transmission/reception	2
Total	9

Market/Transport	
Absence or incorrect information not permitting tracking the origin of the fishery product	38
Absence or not correct labelling of fishery products	26
Market fishery product not compliant with food safety	5
Absence of transport documents	9
Total	78

Miscellanea	
Destroying evidence, interfering with evidence	1
Non-compliant fishing gear/method	5
Absence or incorrect marking of gears/BFT cages	1
Fishing without a valid licence, authorization, permit	5
ICCAT conservation measures	4
Lack of/ inappropriate boarding ladder	2
BFT Bycatch rules	2
Others	9
Total	29

HIGHLIGHTS

- EFCA Coordination Centre – Extremely positive, cooperative and collaborative. High rate of professionalism
- Deployed means – All BFT fishing grounds covered by MS/EFCA means
- Exchange of inspectors - Good level of MS participation on board of OS. 3 Joint/Mix Teams + Cooperation with 3rd countries (TUR, TUN)
- Maintain/increase level of exchange MS inspectors on board OS – MS means/farms
- Promote cooperation between the different CPC to standardize the inspection procedures and the appropriate securement of the evidence detected
- ICCAT inspection reports circulated to Flag States, ICCAT Secretariat and EU COM



EFCA

European Fisheries Control Agency



*Promoting the highest common standards for control,
inspection and surveillance under the CFP*